



Dated: 1st January 2017

Appendix C (1)

Kent County Council

Determined Admissions Arrangements for Academic Year 2018/19

Community and Voluntary Controlled Primary, Infant, Junior Schools in Kent

Produced by:
Admissions and Transport

Contact Details

Admissions and Transport Office
Room 2.24
Sessions House
County Hall
Maidstone
Kent, ME14 1XQ

Tel: 03000 412121
E-mail: primaryadmissions@kent.gov.uk

Introduction / Background

Each year, Kent County Council is required to determine its admissions arrangements. They must include:

- The over-subscription criteria / arrangements for entry to those schools for whom Kent County Council is the admission authority (Community and Voluntary Controlled schools).
- The Published Admission Number for those schools
- Relevant Consultation areas

At the time of going to consultation, arrangements for the schools listed at the back of this paper identifying the Published Admissions Numbers are those schools for which Kent County Council was the admissions authority. Some schools will have been in the process of becoming academies. Where this was the case arrangements determined through Kent's consultation will transfer to the academy and if it then chooses to amend admissions arrangements in the future it will be through its own consultation on changes for future admissions years.

Determined Oversubscription Criteria for Community and Voluntary Controlled Infant Junior and Primary Schools (*except Dartford Bridge Community Primary School, Eastchurch CE Primary School, Tunbury Primary School and Whitfield Aspen Primary School*)

The over-subscription criteria for all Community and Voluntary Controlled Infant, Junior and Primary schools are as follows.

Before the application of oversubscription criteria, children with a statement of special educational need or Education, Health and Care Plan which names the school will be admitted. As a result of this, the published admissions number will be reduced accordingly.

If the number of preferences for the school is more than the number of spaces available, places will be allocated in the following priority order:

- **Children in Local Authority Care or Previously in Local Authority Care** – a child under the age of 18 years for whom the local authority provides accommodation by agreement with their parents/carers (Section 22 of the Children Act 1989) or who ceased to be so because they became subject to an adoption, residence or special guardianship order under Part IV of the Act.
- **Attendance at a linked school** – where admission links have been established between the infant and junior school concerned, children attending the infant school are given priority for admission to the junior school.
- **Current Family Association** - a brother or sister in the same school at the time of entry where the family continue to live at the same address as when the sibling was admitted – or – if they have moved – live within 2 miles of the school, or have moved to a property that is nearer to the school than the previous property as defined by the ‘Nearness’ criterion’ (below).

Linked infant and junior schools are considered to be the same school for this criterion. If sibling priority is lost (as above), it will not be reinstated when a child transfers from an infant school to the linked junior school.

Where a child is transferring from Year 2 and would not be attending the infant school from the start of the next academic year, but applied for the linked junior school, the sibling link would not be broken for a child applying for the infant school.

In this context brother or sister means children who live as brother and sister in the same house, including natural brothers or sisters, adopted siblings, stepbrothers or sisters, foster brothers or sisters.

- **Health and Special Access Reasons** – Medical, health, social and special access reasons will be applied in accordance with the school’s legal obligations, in particular those under the Equality Act 2010. Priority will be given to those children whose mental or physical impairment means they have a demonstrable and significant need to attend a particular school.

Equally this priority will apply to children whose parents'/guardians' physical or mental health or social needs mean that they have a demonstrable and significant need to attend a particular school. Such claims will need to be supported by written evidence from a suitably qualified medical or other practitioner who can demonstrate a special connection between these needs and the particular school.

- **Nearness of children's homes to school** - we use the distance between the child's permanent home address and the school, measured in a straight line using the National Land and Property Gazetteer (NLPG) address point. Distances are measured from a point defined as within the child's home to a point defined as within the school as specified by NLPG. The same address point on the school site is used for everybody. When we apply the distance criterion for an oversubscribed Community or Voluntary Controlled school, these straight line measurements are used to determine how close each applicant's address is to the school.

Where new build housing development requires a new school or the significant enlargement of an existing school the 'Nearness' criterion will allow for a catchment area (defined by a map) to be created for the relevant school. This will be included in the Statutory Public Notice and admissions determination and will be valid for a period not exceeding three rounds of admissions.

In the event of any of the above criteria being oversubscribed, priority will be given based on distance as described above with those closest being given higher priority. In the unlikely event that two or more children in all other ways have equal eligibility for the last available place at the school, the names will be issued a number and drawn randomly to decide which child should be given the place.

If siblings from multiple births (twins, triplets, etc) apply for a school and the school would reach its Published Admission Number (PAN) after admitting one or more, but before admitting all of those siblings, the LA will offer a place to each of the siblings, even if doing so takes the school above its PAN. If the admissions are to Year R, and so result in a breach of infant class size legislation, the additional pupil(s) will be treated as "excepted" for the time they are in an infant class or until the numbers fall back to the current infant class size limit, as defined in the School Admissions Code.

Waiting list will be held for at least the first term of the academic year in oversubscription criteria order.

Where an offer has been made, the school will provide for the admission of all children in the September following their fourth birthday. Parents can choose to defer the date their child is admitted to the school until later in the school year, but not beyond the start of the term after their child reaches compulsory school age and not beyond the beginning of the final term of the school year. Where parents wish, children may attend part-time until later in the school year, but not beyond the start of the term after their child reaches compulsory school age.

Requests for admission to Reception outside of the normal age group should be made to the Headteacher of each preferred school as early as possible in the

admissions round associated with that child's date of birth. This will allow the school and admissions authority sufficient time to make a decision before the closing date. Parents are not expected to provide evidence to support their request to defer their application, however where provided it must be specific to the child in question. This might include medical or Educational Psychologist reports. There is no legal requirement for this medical or educational evidence to be secured from an appropriate professional, however, failure to provide this may impede a school's ability to agree to deferral. Parents are required to complete an application for the normal point of entry at the same time, in case their request is declined. This application can be cancelled if the school agrees to accept a deferred application for entry into Year R the following year. Deferred applications must be made via paper RCAF to the LA, with written confirmation from each named school attached. Deferred applications will be processed in the same way as all applications for the cohort in the following admissions round, and offers will be made in accordance with each school's oversubscription criteria. Further advice is available at www.kent.gov.uk/primaryadmissions

Determined Oversubscription Criteria for Dartford Bridge Community Primary School

Before the application of oversubscription criteria, children with a statement of special educational need or Education, Health and Care Plan which names the school will be admitted. As a result of this, the published admissions number will be reduced accordingly.

If the number of preferences for the school is more than the number of spaces available, places will be allocated in the following priority order:

- **Children in Local Authority Care or Previously in Local Authority Care** – a child under the age of 18 years for whom the local authority provides accommodation by agreement with their parents/carers (Section 22 of the Children Act 1989) or who ceased to be so because they became subject to an adoption, residence or special guardianship order under Part IV of the Act.
- **Current Family Association** - a brother or sister in the same school at the time of entry where the family continue to live at the same address as when the sibling was admitted – or – if they have moved – live within 2 miles of the school, or have moved to a property that is nearer to the school than the previous property as defined by the 'Nearness' criterion' (below).

In this context brother or sister means children who live as brother and sister in the same house, including natural brothers or sisters, adopted siblings, stepbrothers or sisters, foster brothers or sisters.

- **Children who live in the Priority Area detailed below** – Children will be ranked according to the distance from their home to the Dartford Bridge Community Primary School with those living closest being ranked highest. The distance is measured between the child's permanent address and the school in a straight line National Land and Property Gazetteer (NLPG) address point data address point data. Distances are measured from a point within the child's home to a similarly defined point within the school as specified by NLPG. A map displaying the priority catchment area is provided below.
- **Health and Special Access Reasons** – Medical, health, social and special access reasons will be applied in accordance with the school's legal obligations, in particular those under the Equality Act 2010. Priority will be given to those children whose mental or physical impairment means they have a demonstrable and significant need to attend a particular school. Equally this priority will apply to children whose parents'/guardians' physical or mental health or social needs mean that they have a demonstrable and significant need to attend a particular school. Such claims will need to be supported by written evidence from a suitably qualified medical or other practitioner who can demonstrate a special connection between these needs and the particular school.

- **Nearness of children's homes to school** - we use the distance between the child's permanent home address and the school, measured in a straight line using National Land and Property Gazetteer (NLPG) address point data. Distances are measured from a point defined as within the child's home to a point defined as within the school as specified by NLPG. The same address point on the school site is used for everybody. When we apply the distance criterion for an oversubscribed Community or Voluntary Controlled school, these straight line measurements are used to determine how close each applicant's address is to the school.

In the event of any of the above criteria being oversubscribed, priority will be given based on distance as described above with those closest being given higher priority. In the unlikely event that two or more children in all other ways have equal eligibility for the last available place at the school, the names will be issued a number and drawn randomly to decide which child should be given the place.

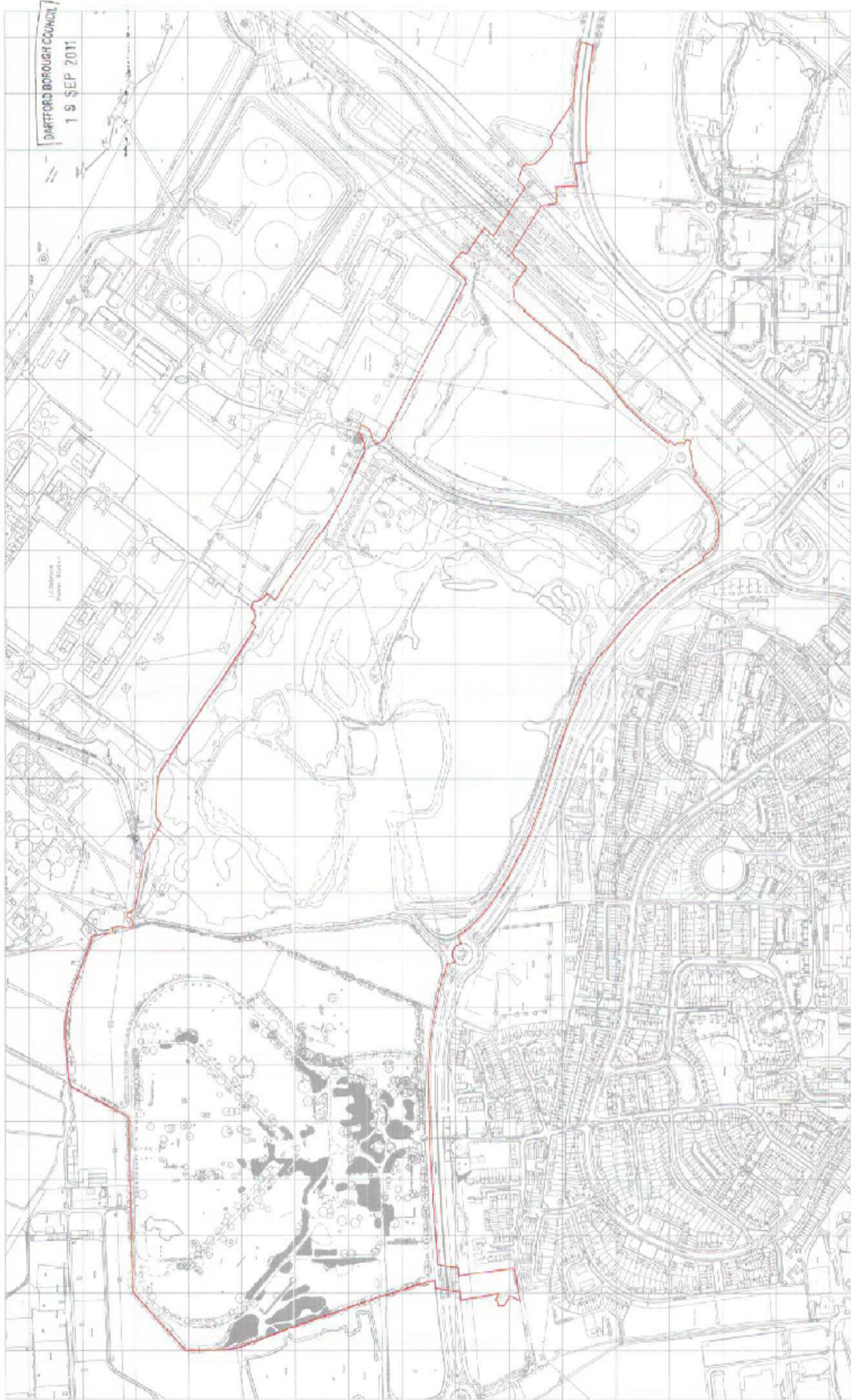
If siblings from multiple births (twins, triplets, etc) apply for a school and the school would reach its Published Admission Number (PAN) after admitting one or more, but before admitting all of those siblings, the LA will offer a place to each of the siblings, even if doing so takes the school above its PAN. If the admissions are to Year R, and so result in a breach of infant class size legislation, the additional pupil(s) will be treated as "excepted" for the time they are in an infant class or until the numbers fall back to the current infant class size limit, as defined in the School Admissions Code.

Waiting list will be held for at least the first term of the academic year in oversubscription criteria order.

Where an offer has been made, the school will provide for the admission of all children in the September following their fourth birthday. Parents can choose to defer the date their child is admitted to the school until later in the school year, but not beyond the start of the term after their child reaches compulsory school age and not beyond the beginning of the final term of the school year. Where parents wish, children may attend part-time until later in the school year, but not beyond the start of the term after their child reaches compulsory school age.

Requests for admission to Reception outside of the normal age group should be made to the Headteacher of each preferred school as early as possible in the admissions round associated with that child's date of birth. This will allow the school and admissions authority sufficient time to make a decision before the closing date. Parents are not expected to provide evidence to support their request to defer their application, however where provided it must be specific to the child in question. This might include medical or Educational Psychologist reports. There is no legal requirement for this medical or educational evidence to be secured from an appropriate professional, however, failure to provide this may impede a school's ability to agree to deferral. Parents are required to complete an application for the normal point of entry at the same time, in case their request is declined. This application can be cancelled if the school agrees to accept a deferred application for entry into Year R the following year. Deferred applications must be made via paper RCAF to the LA, with written confirmation from each named school attached. Deferred applications will be processed in the same way as all applications for

the cohort in the following admissions round, and offers will be made in accordance with each school's oversubscription criteria. Further advice is available at www.kent.gov.uk/primaryadmission



DARTFORD BOROUGH COUNCIL
19 SEP 2011



Figure 1a-rev D
not to scale

DARTFORD PARK - Location Plan



Determined Oversubscription Criteria for Eastchurch CE Primary School

Before the application of oversubscription criteria, children with a statement of special educational need or Education, Health and Care Plan which names the school will be admitted. As a result of this, the published admissions number will be reduced accordingly.

If the number of preferences for the school is more than the number of spaces available, places will be allocated in the following priority order :

- **Children in Local Authority Care or Previously in Local Authority Care** – a child under the age of 18 years for whom the local authority provides accommodation by agreement with their parents/carers (Section 22 of the Children Act 1989) or who ceased to be so because they became subject to an adoption, residence or special guardianship order under Part IV of the Act.
- **Current Family Association** - a brother or sister in the same school at the time of entry where the family continue to live at the same address as when the sibling was admitted – or – if they have moved – live within 2 miles of the school, or have moved to a property that is nearer to the school than the previous property as defined by the 'Nearness' criterion' (below). In this context brother or sister means children who live as brother and sister in the same house, including natural brothers or sisters, adopted siblings, stepbrothers or sisters, foster brothers or sisters.
- **Health and Special Access Reasons** – Medical, health, social and special access reasons will be applied in accordance with the school's legal obligations, in particular those under the Equality Act 2010. Priority will be given to those children whose mental or physical impairment means they have a demonstrable and significant need to attend a particular school. Equally this priority will apply to children whose parents'/guardians', physical or mental health or social needs means that they have a demonstrable and significant need to attend a particular school. Such claims will need to be supported by written evidence from a suitably qualified medical or other practitioner who can demonstrate a special connection between these needs and the particular school.
- **Nearness of children's homes to a point equidistant between the Eastchurch site and the Warden Bay site of Eastchurch CE Primary School** - we use the distance between the child's permanent home address and the equidistant point between the Eastchurch site and the Warden Bay site of Eastchurch CE Primary School. This is measured in a straight line using National Land and Property Gazetteer (NLPG) address point data. Distances are measured from a point defined as within the child's home to a defined point equidistant between the two school sites as specified by NLPG. The same coordinate for the equidistant point is used for everybody. These straight line measurements are used to determine how close each applicant's address is to the equidistant point and children will be ranked in order of shortest distance first.

In the event of any of the above criteria being oversubscribed, priority will be given based on distance as described above with those closest being given higher priority. In the unlikely event that two or more children in all other ways have equal eligibility for the last available place at the school, the names will be issued a number and drawn randomly to decide which child should be given the place.

If siblings from multiple births (twins, triplets, etc) apply for a school and the school would reach its Published Admission Number (PAN) after admitting one or more, but before admitting all of those siblings, the LA will offer a place to each of the siblings, even if doing so takes the school above its PAN. If the admissions are to Year R, and so result in a breach of infant class size legislation, the additional pupil(s) will be treated as “excepted” for the time they are in an infant class or until the numbers fall back to the current infant class size limit, as defined in the School Admissions Code.

Waiting list will be held for at least the first term of the academic year in oversubscription criteria order.

Where an offer has been made, the school will provide for the admission of all children in the September following their fourth birthday. Parents can choose to defer the date their child is admitted to the school until later in the school year, but not beyond the start of the term after their child reaches compulsory school age and not beyond the beginning of the final term of the school year. Where parents wish, children may attend part-time until later in the school year, but not beyond the start of the term after their child reaches compulsory school age.

Requests for admission to Reception outside of the normal age group should be made to the Headteacher of each preferred school as early as possible in the admissions round associated with that child’s date of birth. This will allow the school and admissions authority sufficient time to make a decision before the closing date. Parents are not expected to provide evidence to support their request to defer their application, however where provided it must be specific to the child in question. This might include medical or Educational Psychologist reports. There is no legal requirement for this medical or educational evidence to be secured from an appropriate professional, however, failure to provide this may impede a school’s ability to agree to deferral. Parents are required to complete an application for the normal point of entry at the same time, in case their request is declined. This application can be cancelled if the school agrees to accept a deferred application for entry into Year R the following year. Deferred applications must be made via paper RCAF to the LA, with written confirmation from each named school attached. Deferred applications will be processed in the same way as all applications for the cohort in the following admissions round, and offers will be made in accordance with each school’s oversubscription criteria. Further advice is available at www.kent.gov.uk/primaryadmissions

Determined Oversubscription Criteria for Tunbury Primary School

Before the application of oversubscription criteria, children with a statement of special educational need or Education, Health and Care Plan which names the school will be admitted. As a result of this, the published admissions number will be reduced accordingly.

If the number of preferences for the school is more than the number of spaces available, places will be allocated in the following priority order:

- **Children in Local Authority Care or Previously in Local Authority Care** – a child under the age of 18 years for whom the local authority provides accommodation by agreement with their parents/carers (Section 22 of the Children Act 1989) or who ceased to be so because they became subject to an adoption, residence or special guardianship order under Part IV of the Act.
- **Current Family Association** - a brother or sister in the same school at the time of entry where the family continue to live at the same address as when the sibling was admitted – or – if they have moved – live within 2 miles of the school, or have moved to a property that is nearer to the school than the previous property as defined by the ‘Nearness’ criterion’ (below).

On this context brother or sister means children who live as brother and sister in the same house, including natural brothers or sisters, adopted siblings, stepbrothers or sisters, foster brothers or sisters.

- **Children who live within a 0.5 mile radius of the school** - Children will be ranked according to the distance from their home to Tunbury Primary School with those living closest being ranked highest. The distance is measured between the child’s permanent address and the school in a straight line using the National Land and Property Gazetteer (NLPG) address point data. Distances are measured from a point defined as within the child’s home to a point defined as within the school as specified by NLPG. The same address point on the school site is used for everybody. A map displaying the priority area is provided below.
- **Children who live in the Parish of Aylesford or Boxley and who are also within a 1.5 mile radius of the school**– Children will be ranked according to the distance from their home to Tunbury Primary School with those living closest being ranked highest. The distance is measured between the child’s permanent address and the school in a straight line using the National Land and Property Gazetteer (NLPG) address point data. Distances are measured from a point defined as within the child’s home to a point defined as within the school as specified by NLPG. The same address point on the school site is used for everybody. A map displaying the priority area is provided below.
- **Health and Special Access Reasons** – Medical, health, social and special access reasons will be applied in accordance with the school’s legal obligations, in particular those under the Equality Act 2010. Priority will be given to those children whose mental or physical impairment means they

have a demonstrable and significant need to attend a particular school. Equally this priority will apply to children whose parents'/guardians' physical or mental health or social needs mean that they have a demonstrable and significant need to attend a particular school. Such claims will need to be supported by written evidence from a suitably qualified medical or other practitioner who can demonstrate a special connection between these needs and the particular school.

- **Nearness of children's homes to school** - we use the distance between the child's permanent home address and the school, measured in a straight line using the National Land and Property Gazetteer (NLPG) address point data address point data. Distances are measured from a point defined as within the child's home to a point defined as within the school as specified by NLPG. The same address point on the school site is used for everybody. When we apply the distance criterion for an oversubscribed Community or Voluntary Controlled school, these straight line measurements are used to determine how close each applicant's address is to the school.

In the event of any of the above criteria being oversubscribed, priority will be given based on distance as described above with those closest being given higher priority. In the unlikely event that two or more children in all other ways have equal eligibility for the last available place at the school, the names will be issued a number and drawn randomly to decide which child should be given the place.

If siblings from multiple births (twins, triplets, etc) apply for a school and the school would reach its Published Admission Number (PAN) after admitting one or more, but before admitting all of those siblings, the LA will offer a place to each of the siblings, even if doing so takes the school above its PAN. If the admissions are to Year R, and so result in a breach of infant class size legislation, the additional pupil(s) will be treated as "excepted" for the time they are in an infant class or until the numbers fall back to the current infant class size limit, as defined in the School Admissions Code.

Waiting list will be held for at least the first term of the academic year in oversubscription criteria order.


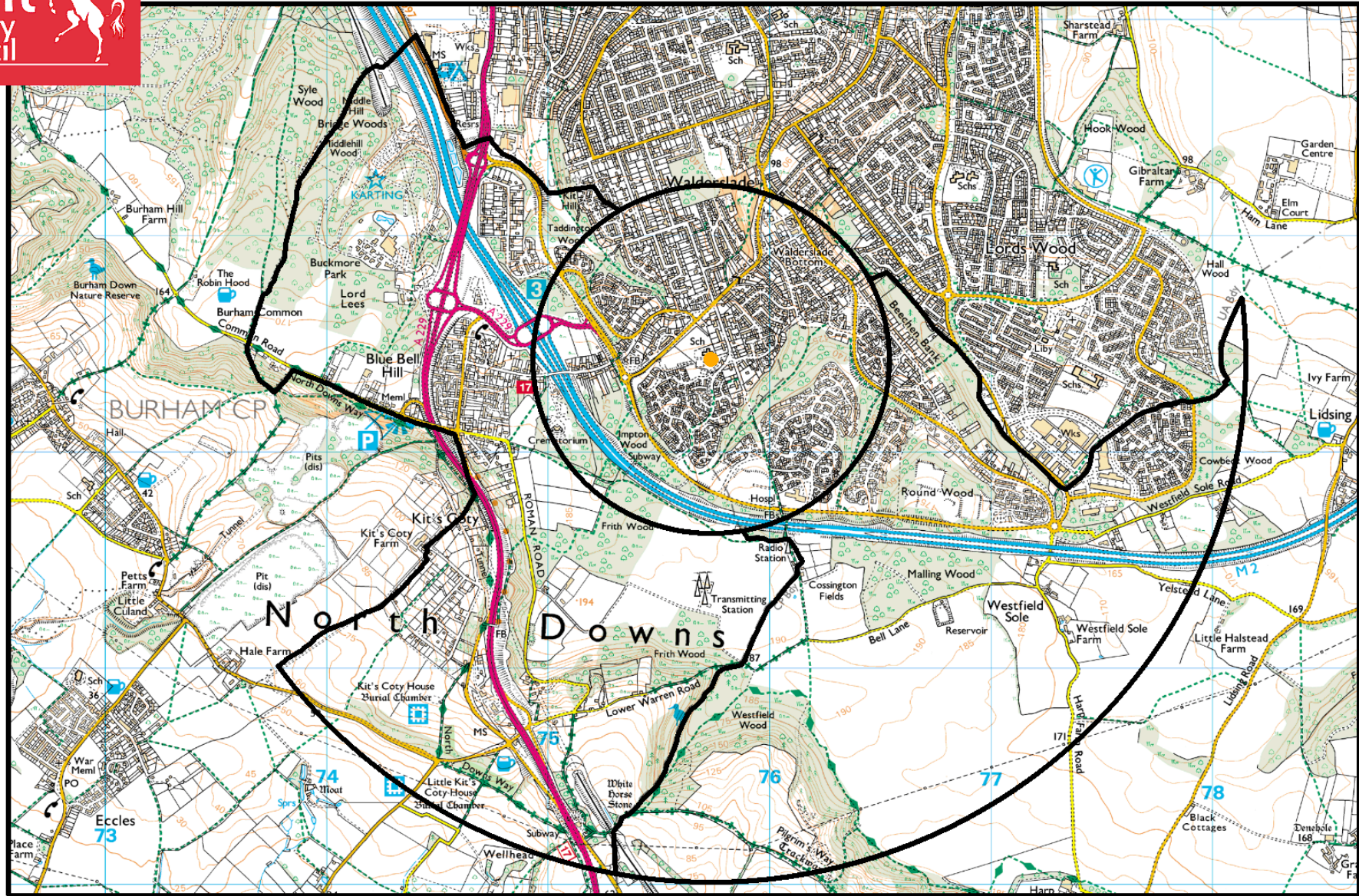
Where an offer has been made, the school will provide for the admission of all children in the September following their fourth birthday. Parents can choose to defer the date their child is admitted to the school until later in the school year, but not beyond the start of the term after their child reaches compulsory school age and not beyond the beginning of the final term of the school year. Where parents wish, children may attend part-time until later in the school year, but not beyond the start of the term after their child reaches compulsory school age.

Requests for admission to Reception outside of the normal age group should be made to the Headteacher of each preferred school as early as possible in the admissions round associated with that child's date of birth. This will allow the school and admissions authority sufficient time to make a decision before the closing date. Parents are not expected to provide evidence to support their request to defer their application, however where provided it must be specific to the child in question. This

might include medical or Educational Psychologist reports. There is no legal requirement for this medical or educational evidence to be secured from an appropriate professional, however, failure to provide this may impede a school's ability to agree to deferral. Parents are required to complete an application for the normal point of entry at the same time, in case their request is declined. This application can be cancelled if the school agrees to accept a deferred application for entry into Year R the following year. Deferred applications must be made via paper RCAF to the LA, with written confirmation from each named school attached. Deferred applications will be processed in the same way as all applications for the cohort in the following admissions round, and offers will be made in accordance with each school's oversubscription criteria. Further advice is available at www.kent.gov.uk/primaryadmissions



Tunbury Primary, half mile zone and 1.5 mile (Boxley & Aylesford only)



This map is reproduced from Ordnance Survey material with the permission of Ordnance Survey on behalf of the Controller of Her Majesty's Stationery Office © Crown Copyright and database right 2011. Unauthorised reproduction infringes Crown copyright and may lead to prosecution or civil proceedings. 100019238

Produced by: Admissions and Transport
Dated

K:\A&T\System's team\maps\Transport

Determined Oversubscription Criteria for Whitfield Aspen Primary School

Before the application of oversubscription criteria, children with a statement of special educational need or Education, Health and Care Plan which names the school will be admitted. As a result of this, the published admissions number will be reduced accordingly.

If the number of preferences for the school is more than the number of spaces available, places will be allocated in the following priority order:

- **Children in Local Authority Care or Previously in Local Authority Care** – a child under the age of 18 years for whom the local authority provides accommodation by agreement with their parents/carers (Section 22 of the Children Act 1989) or who ceased to be so because they became subject to an adoption, residence or special guardianship order under Part IV of the Act.
- **Current Family Association** - a brother or sister in the same school at the time of entry where the family continue to live at the same address as when the sibling was admitted – or – if they have moved – live within 2 miles of the school, or have moved to a property that is nearer to the school than the previous property as defined by the 'Nearness' criterion' (below).

In this context brother or sister means children who live as brother and sister in the same house, including natural brothers or sisters, adopted siblings, stepbrothers or sisters, foster brothers or sisters.

- **Health and Special Access Reasons** – Medical, health, social and special access reasons will be applied in accordance with the school's legal obligations, in particular those under the Equality Act 2010. Priority will be given to those children whose mental or physical impairment means they have a demonstrable and significant need to attend a particular school. Equally this priority will apply to children whose parents'/guardians' physical or mental health or social needs mean that they have a demonstrable and significant need to attend a particular school. Such claims will need to be supported by written evidence from a suitably qualified medical or other practitioner who can demonstrate a special connection between these needs and the particular school.
- **Nearness of children's homes to school** - Children will be ranked according to the distance from their home to the nearest of either the Mayfield Road site or the Archers Court Road site of Whitfield Aspen school, with those living closest being ranked highest. The distance is measured between the child's permanent address and the school in a straight line using the National Land and Property Gazetteer (NLPG) address point data. Distances are measured from a point defined as within the child's home to a point defined as within the school as specified by NLPG. The same address point on the school site is used for everybody.

In the event of any of the above criteria being oversubscribed, priority will be given based on distance as described above with those closest being given higher priority. In the unlikely event that two or more children in all other ways have equal eligibility for the last available place at the school, the names will be issued a number and drawn randomly to decide which child should be given the place.

If siblings from multiple births (twins, triplets, etc) apply for a school and the school would reach its Published Admission Number (PAN) after admitting one or more, but before admitting all of those siblings, the LA will offer a place to each of the siblings, even if doing so takes the school above its PAN. If the admissions are to Year R, and so result in a breach of infant class size legislation, the additional pupil(s) will be treated as “excepted” for the time they are in an infant class or until the numbers fall back to the current infant class size limit, as defined in the School Admissions Code.

Waiting list will be held for at least the first term of the academic year in oversubscription criteria order.

Where an offer has been made, the school will provide for the admission of all children in the September following their fourth birthday. Parents can choose to defer the date their child is admitted to the school until later in the school year, but not beyond the start of the term after their child reaches compulsory school age and not beyond the beginning of the final term of the school year. Where parents wish, children may attend part-time until later in the school year, but not beyond the start of the term after their child reaches compulsory school age.

Requests for admission to Reception outside of the normal age group should be made to the Headteacher of each preferred school as early as possible in the admissions round associated with that child’s date of birth. This will allow the school and admissions authority sufficient time to make a decision before the closing date. Parents are not expected to provide evidence to support their request to defer their application, however where provided it must be specific to the child in question. This might include medical or Educational Psychologist reports. There is no legal requirement for this medical or educational evidence to be secured from an appropriate professional, however, failure to provide this may impede a school’s ability to agree to deferral. Parents are required to complete an application for the normal point of entry at the same time, in case their request is declined. This application can be cancelled if the school agrees to accept a deferred application for entry into Year R the following year. Deferred applications must be made via paper RCAF to the LA, with written confirmation from each named school attached. Deferred applications will be processed in the same way as all applications for the cohort in the following admissions round, and offers will be made in accordance with each school’s oversubscription criteria. Further advice is available at www.kent.gov.uk/primaryadmissions

Linked Infant and Junior Schools

DFE NO	Infant School Name	Linked With	DFE NO	Junior School Name
2329	Callis Grange Nursery and Infant School	Linked With	3360	St Peter-in-Thanel Church of England Junior School*
2574	Downs View Infant School	Linked With	2052	Kennington Church of England Junior School*
3295	Herne CE Infant & Nursery School	Linked With	3338	Herne CE (Aided) Junior School *
2513	Oaks Community Infant School	Linked With	2463	Minterne Community Junior School
2459	Riverhead Infant School	Linked With	2141	Amherst School (Academy) Trust *
2462	Riverview Infant School*	Linked With	2444	Riverview Junior School
2626	Sandwich Infant School	Linked With	2627	Sandwich Junior School
2119	Shears Green Infant School	Linked With	2431	Shears Green Junior School
2337	St Crispin's Community Infant School	Linked With	3181	St Saviour's Church of England Junior School
3322	St James' Church of England Infant School *	Linked With	3049	St James's Church of England Junior School
3073	St Michael's Church of England Infant School	Linked With	3072	St Michael's Church of England Junior School
2328	St Mildred's Infant School	Linked With	2523	Upton Junior School*
2474	St Paul's Infant School	Linked With	2175	North Borough Junior School
2611	St Stephen's Infant School	Linked With	2608	St. Stephen's Junior School *
3081	Thurnham Church of England Infant School	Linked With	5203	Roseacre Junior School*
2276	Willesborough Infant School	Linked With	5226	Willesborough Junior School *

* Own admission authority Schools

Appendix C (2)

Determined Published Admission Numbers for Community and Voluntary Controlled Infant, Junior and Primary Schools in Kent:

DfE no.	School name	District	Sub Type	Status	2017 Published Admission Number
2270	Aldington Primary School	Ashford	Primary	Community	30
2272	East Stour Primary School	Ashford	Primary	Community	60
2275	Victoria Road Primary School	Ashford	Primary	Community	30
2276	Willesborough Infant School	Ashford	Infant	Community	120
2278	Bethersden Primary School	Ashford	Primary	Community	20
2279	Brook Community Primary School	Ashford	Primary	Community	15
2280	Challock Primary School	Ashford	Primary	Community	30
2282	Great Chart Primary School	Ashford	Primary	Community	60
2285	Mersham Primary School	Ashford	Primary	Community	30
2287	Rolvenden Primary School	Ashford	Primary	Community	14
2289	Smeeth Community Primary School	Ashford	Primary	Community	20
2574	Downs View Infant School	Ashford	Infant	Community	90
3134	John Mayne CEP School	Ashford	Primary	Voluntary Controlled	20
3136	Brabourne CEP School	Ashford	Primary	Voluntary Controlled	15
3138	St. Mary's CEP School, Chilham	Ashford	Primary	Voluntary Controlled	15
3139	High Halden CEP School	Ashford	Primary	Voluntary Controlled	15
3145	Woodchurch CEP School	Ashford	Primary	Voluntary Controlled	26
3199	Egerton CEP School	Ashford	Primary	Voluntary Controlled	30
3284	Lady Joanna Thornhill (Endowed) Primary School	Ashford	Primary	Voluntary Controlled	60
3893	Phoenix Community Primary School	Ashford	Primary	Community	30
3909	Ashford Oaks Community Primary School	Ashford	Primary	Community	60
2000	St John's CofE Primary School	Canterbury	Primary	Voluntary Controlled	60
2258	Blean Primary School	Canterbury	Primary	Community	60
2259	Chartham Primary School	Canterbury	Primary	Community	60
2265	Hoath Primary School	Canterbury	Primary	Community	15
2268	Westmeads Community Infant School	Canterbury	Infant	Community	60
2607	Parkside Community Primary School	Canterbury	Primary	Community	30
2611	St. Stephen's Infant School	Canterbury	Infant	Community	90
3120	Barham CEP School	Canterbury	Primary	Voluntary Controlled	30
3122	Bridge & Patricbourne CEP School	Canterbury	Primary	Voluntary Controlled	60
3123	Chislet CEP School	Canterbury	Primary	Voluntary Controlled	14
3126	Littlebourne CEP School	Canterbury	Primary	Voluntary Controlled	15
3129	St. Alphege CEI School	Canterbury	Infant	Voluntary Controlled	60
3130	Wickhambreaux CEP School	Canterbury	Primary	Voluntary Controlled	15
3289	St. Peter's Methodist Primary School,	Canterbury	Primary	Voluntary	30

	Canterbury			Controlled	
3295	Herne CEI School	Canterbury	Infant	Voluntary Controlled	90
2062	Darenth Community Primary School	Dartford	Primary	Community	30
2066	Maypole Primary School	Dartford	Primary	Community	60
2120	Bean Primary School	Dartford	Primary	Community	30
2676	West Hill Primary School	Dartford	Primary	Community	72
2689	Craylands School, The	Dartford	Primary	Community	60 (30)
3021	Stone St. Mary's CEP School	Dartford	Primary	Voluntary Controlled	90
3296	Langafel CEP School	Dartford	Primary	Voluntary Controlled	45
3919	Dartford Bridge Community Primary School	Dartford	Primary	Community	60
5229	Fleetdown Primary School	Dartford	Primary	Community	90
2312	River Primary School	Dover	Primary	Community	60
2318	Langdon Primary School	Dover	Primary	Community	10
2320	Eythorne Elvington Community Primary School	Dover	Primary	Community	20
2321	Lydden Primary School	Dover	Primary	Community	12
2322	Preston Primary School	Dover	Primary	Community	20
2326	Wingham Primary School	Dover	Primary	Community	30
2327	Worth Primary School	Dover	Primary	Community	10
2454	Aycliffe Community Primary School	Dover	Primary	Community	20
2471	Whitfield and Aspen School	Dover	Primary	Community	78 (52)
2531	Vale View Community School	Dover	Primary	Community	30
2532	St. Margaret's-at-Cliffe Primary School	Dover	Primary	Community	30
2559	Capel-le-Ferne Primary School	Dover	Primary	Community	30
2626	Sandwich Infant School	Dover	Infant	Community	56
2627	Sandwich Junior School	Dover	Junior	Community	60
2648	Aylesham Primary School	Dover	Primary	Community	60
2659	Sandown School	Dover	Primary	Community	60
3163	Downs CEP School, The	Dover	Primary	Voluntary Controlled	60
3167	Eastry CEP School	Dover	Primary	Voluntary Controlled	30
3168	Goodnestone CEP School	Dover	Primary	Voluntary Controlled	10
3169	Guston CEP School	Dover	Primary	Voluntary Controlled	22
3171	Nonington CEP School	Dover	Primary	Voluntary Controlled	12
3172	Northbourne CEP School	Dover	Primary	Voluntary Controlled	20
3173	Kingsdown & Ringwould CEP School	Dover	Primary	Voluntary Controlled	30
3175	Sibertswold CEP School	Dover	Primary	Voluntary Controlled	30
3911	Hornbeam Primary School	Dover	Primary	Community	30
3916	Green Park Community Primary School	Dover	Primary	Community	60
2094	Cobham Primary School	Gravesham	Primary	Community	30
2095	Cecil Road Primary and Nursery School	Gravesham	Primary	Community	54
2109	Higham Primary School	Gravesham	Primary	Community	30
2116	Lawn Primary School	Gravesham	Primary	Community	30
2119	Shears Green Infant School	Gravesham	Infant	Community	120
2431	Shears Green Junior School	Gravesham	Junior	Community	120
2444	Riverview Junior School	Gravesham	Junior	Community	120
2509	Singlewell Primary School	Gravesham	Primary	Community	60 (30)
2519	Vigo Village School	Gravesham	Primary	Community	30

2525	Painters Ash Primary School	Gravesham	Primary	Community	60
2658	Westcourt School	Gravesham	Primary	Community	60 (30)
2666	Wrotham Road Primary School	Gravesham	Primary	Community	60
2674	Kings Farm Primary School	Gravesham	Primary	Community	52
2044	Loose Primary School	Maidstone	Primary	Community	90
2161	Boughton Monchelsea Primary School	Maidstone	Primary	Community	30
2163	East Farleigh Primary School	Maidstone	Primary	Community	30
2165	Headcorn Primary School	Maidstone	Primary	Community	60 (30)
2166	Hollingbourne Primary School	Maidstone	Primary	Community	15
2168	Lenham Primary School	Maidstone	Primary	Community	30
2169	Platts Heath Primary School	Maidstone	Primary	Community	13
2171	Brunswick House Primary School	Maidstone	Primary	Community	60
2172	East Borough Primary School	Maidstone	Primary	Community	60
2175	North Borough Junior School	Maidstone	Junior	Community	90
2176	Park Way Primary School	Maidstone	Primary	Community	45
2183	Marden Primary School	Maidstone	Primary	Community	40
2192	Staplehurst School	Maidstone	Primary	Community	75
2193	Sutton Valence Primary School	Maidstone	Primary	Community	30
2474	St. Paul's Infant School	Maidstone	Infant	Community	90
2520	Madginford Primary School	Maidstone	Primary	Community	90
2552	Sandling Primary School	Maidstone	Primary	Community	60
2578	Kingswood Primary School	Maidstone	Primary	Community	20
2586	Senacre Wood Primary School	Maidstone	Primary	Community	30
2653	West Borough Primary School	Maidstone	Primary	Community	60
2677	Coxheath Primary School	Maidstone	Primary	Community	60
3061	Bredhurst CEP School	Maidstone	Primary	Voluntary Controlled	15
3067	Harrietsham CEP School	Maidstone	Primary	Voluntary Controlled	30
3069	Leeds & Broomfield CEP School	Maidstone	Primary	Voluntary Controlled	15
3072	St. Michael's CEJ School, Maidstone	Maidstone	Junior	Voluntary Controlled	45
3073	St. Michael's CEI School, Maidstone	Maidstone	Infant	Voluntary Controlled	40
3081	Thurnham CEI School	Maidstone	Infant	Voluntary Controlled	90
3083	Ulcombe CEP School	Maidstone	Primary	Voluntary Controlled	15
3090	St. Margaret's CEP School, Collier Street	Maidstone	Primary	Voluntary Controlled	17
3091	Laddingford St. Mary's CEP School	Maidstone	Primary	Voluntary Controlled	13
3092	Yalding St. Peter & St. Paul CEP School	Maidstone	Primary	Voluntary Controlled	24
3898	Greenfields Community Primary School	Maidstone	Primary	Community	45
3906	Palace Wood Primary School	Maidstone	Primary	Community	60
2088	Crockenhill Primary School	Sevenoaks	Primary	Community	30
2130	Dunton Green Primary School	Sevenoaks	Primary	Community	30
2133	Halstead Community Primary School	Sevenoaks	Primary	Community	25
2134	Four Elms Primary School	Sevenoaks	Primary	Community	16
2136	Kemsing Primary School	Sevenoaks	Primary	Community	30
2137	Leigh Primary School	Sevenoaks	Primary	Community	23
2138	Oxford Primary School	Sevenoaks	Primary	Community	60
2147	Weald Community Primary School	Sevenoaks	Primary	Community	30
2148	Shoreham Village School	Sevenoaks	Primary	Community	15
2459	Riverhead Infant School	Sevenoaks	Infant	Community	90
2615	High Firs Primary School	Sevenoaks	Primary	Community	30

2632	Sevenoaks Primary School	Sevenoaks	Primary	Community	90
2636	Edenbridge Primary School	Sevenoaks	Primary	Community	90 (60)
2682	New Ash Green Primary School	Sevenoaks	Primary	Community	60
3010	St. Paul's CEP School	Sevenoaks	Primary	Voluntary Controlled	15
3015	Fawkham CEP School	Sevenoaks	Primary	Voluntary Controlled	15
3035	Seal CEP School	Sevenoaks	Primary	Voluntary Controlled	60
3037	St. John's CEP School, Sevenoaks	Sevenoaks	Primary	Voluntary Controlled	30
3043	Sundridge & Brasted CEP School	Sevenoaks	Primary	Voluntary Controlled	15
3054	Crockham Hill CEP School	Sevenoaks	Primary	Voluntary Controlled	20
3055	Churchill CEP School	Sevenoaks	Primary	Voluntary Controlled	60
3201	St. Lawrence CEP School	Sevenoaks	Primary	Voluntary Controlled	12
3298	<i>West Kingsdown C.E. Primary School***</i>	<i>Sevenoaks</i>	<i>Primary</i>	<i>Voluntary Controlled</i>	<i>45</i>
3896	Downsview Primary	Sevenoaks	Primary	Community	30
3907	Hextable Primary School	Sevenoaks	Primary	Community	90
2296	Mundella Primary School	Shepway	Primary	Community	30
2300	Sellindge Primary School	Shepway	Primary	Community	30 (15)
2524	Palmarsh Primary School	Shepway	Primary	Community	20 (15)
2545	Sandgate Primary School	Shepway	Primary	Community	60
3137	Brookland CEP School	Shepway	Primary	Voluntary Controlled	15
3146	Bodsham CEP School	Shepway	Primary	Voluntary Controlled	13
3149	St. Martin's CEP School, Folkestone	Shepway	Primary	Voluntary Controlled	30
3150	St. Peter's CEP School, Folkestone	Shepway	Primary	Voluntary Controlled	15
3153	Seabrook CEP School	Shepway	Primary	Voluntary Controlled	15
3154	Lyminge CEP School	Shepway	Primary	Voluntary Controlled	30
3155	Lympne CEP School	Shepway	Primary	Voluntary Controlled	30
3158	Stelling Minnis CEP School	Shepway	Primary	Voluntary Controlled	15
3159	Stowting CEP School	Shepway	Primary	Voluntary Controlled	15
3160	Selsted CEP School	Shepway	Primary	Voluntary Controlled	15
3902	Hythe Bay C of E Primary School	Shepway	Primary	Voluntary Controlled	60
3904	Castle Hill Community Primary School	Shepway	Primary	Community	58
2074	Sunny Bank Primary School	Swale	Primary	Community	45
2226	Eastling Primary School	Swale	Primary	Community	15
2227	Ethelbert Road Primary School	Swale	Primary	Community	30
2228	Davington Primary School	Swale	Primary	Community	60
2231	Lower Halstow School	Swale	Primary	Community	30
2237	Queenborough Primary School	Swale	Primary	Community	60
2239	Rodmersham School	Swale	Primary	Community	10
2245	Rose Street School	Swale	Primary	Community	60
2254	Canterbury Road Primary School	Swale	Primary	Community	30
2434	West Minster Primary School	Swale	Primary	Community	90

2463	Minterne Community Junior School	Swale	Junior	Community	90
2513	Oaks Community Infant School, The	Swale	Infant	Community	90
2534	Bysing Wood Primary School	Swale	Primary	Community	30
2629	Holywell Primary School Upchurch	Swale	Primary	Community	30
3106	Eastchurch CEP School	Swale	Primary	Voluntary Controlled	60
3108	Ospringe CEP School	Swale	Primary	Voluntary Controlled	30
3109	Hernhill CEP School	Swale	Primary	Voluntary Controlled	30
3111	Newington CEP School	Swale	Primary	Voluntary Controlled	30
3117	Teynham Parochial CEP School	Swale	Primary	Voluntary Controlled	30
3282	Boughton-under-Blean & Dunkirk Primary School	Swale	Primary	Voluntary Controlled	30
2328	St. Mildred's Primary Infant School	Thanet	Infant	Community	90
2329	Callis Grange Nursery & Infant School	Thanet	Infant	Community	90
2337	St. Crispin's Community Primary Infant School	Thanet	Infant	Community	90
2340	Ellington Infant School	Thanet	Infant	Community	90
2345	Priory Infant School	Thanet	Infant	Community	60
2672	Palm Bay Primary School	Thanet	Primary	Community	60
3178	Birchington CEP School	Thanet	Primary	Voluntary Controlled	90
3179	Holy Trinity & St. John's CEP School, Margate	Thanet	Primary	Voluntary Controlled	60
3181	St. Saviour's CEJ School	Thanet	Junior	Voluntary Controlled	96
3182	Minster CEP School	Thanet	Primary	Voluntary Controlled	60
3183	Monkton CEP School	Thanet	Primary	Voluntary Controlled	15
3186	St. Nicholas at Wade CEP School	Thanet	Primary	Voluntary Controlled	30
3917	Garlinge Primary School	Thanet	Primary	Community	120
3918	Newington Community Primary School and Nursery	Thanet	Primary	Community	90
2065	Discovery School, The	Tonbridge & Malling	Primary	Community	90
2132	Hadlow School	Tonbridge & Malling	Primary	Community	25
2155	Slade Primary School	Tonbridge & Malling	Primary	Community	60
2156	Sussex Road Community Primary School	Tonbridge & Malling	Primary	Community	60
2164	East Peckham Primary School	Tonbridge & Malling	Primary	Community	30
2167	Ightham Primary School	Tonbridge & Malling	Primary	Community	30
2185	Mereworth Community Primary School	Tonbridge & Malling	Primary	Community	30
2187	Offham Primary School	Tonbridge & Malling	Primary	Community	30
2188	Plaxtol Primary School	Tonbridge & Malling	Primary	Community	15
2189	Ryarsh Primary School	Tonbridge & Malling	Primary	Community	30
2190	Shipbourne School	Tonbridge & Malling	Primary	Community	8
2191	St. Katherine's School	Tonbridge & Malling	Primary	Community	90
2079	Woodlands Primary School	Tonbridge & Malling	Primary	Community	90
2514	Brookfield Infant School	Tonbridge & Malling	Infant	Community	60
2530	Tunbury Primary School	Tonbridge & Malling	Primary	Community	90
2539	Stocks Green Primary School	Tonbridge & Malling	Primary	Community	30
2562	Lunsford Primary School	Tonbridge & Malling	Primary	Community	30
2661	Cage Green Primary School	Tonbridge & Malling	Primary	Community	60
2662	Long Mead Community Primary School	Tonbridge & Malling	Primary	Community	30
2667	St. Stephen's (Tonbridge) Primary School	Tonbridge & Malling	Primary	Community	30
2680	Kings Hill School	Tonbridge & Malling	Primary	Community	60

3033	Hildenborough CEP School	Tonbridge & Malling	Primary	Voluntary Controlled	30
3057	St. Peter's CEP School	Tonbridge & Malling	Primary	Voluntary Controlled	24
3059	St. Mark's CEP School, Eccles	Tonbridge & Malling	Primary	Voluntary Controlled	20
3062	Burham CEP School	Tonbridge & Malling	Primary	Voluntary Controlled	28
3082	Trottscliffe CEP School	Tonbridge & Malling	Primary	Voluntary Controlled	12
3088	Wouldham, All Saint's CEP School	Tonbridge & Malling	Primary	Voluntary Controlled	60 (30)
3089	St. George's CEP School	Tonbridge & Malling	Primary	Voluntary Controlled	30
5223	Brookfield Junior School, Larkfield	Tonbridge & Malling	Junior	Community	60
2127	Paddock Wood Primary School	Tunbridge Wells	Primary	Community	90
2128	Capel Primary School	Tunbridge Wells	Primary	Community	30
2135	Horsmonden Primary School	Tunbridge Wells	Primary	Community	30
2139	Pembury School	Tunbridge Wells	Primary	Community	60
2142	Sandhurst Primary School	Tunbridge Wells	Primary	Community	30
2465	Claremont Primary School	Tunbridge Wells	Primary	Community	60
2482	Langton Green Primary School	Tunbridge Wells	Primary	Community	60
2490	Bishops Down Primary School	Tunbridge Wells	Primary	Community	30
2651	Broadwater Primary School	Tunbridge Wells	Primary	Community	30
3022	Benenden CEP School	Tunbridge Wells	Primary	Voluntary Controlled	25
3023	Bidborough CEP School	Tunbridge Wells	Primary	Voluntary Controlled	30
3027	Cranbrook CEP School	Tunbridge Wells	Primary	Voluntary Controlled	30
3029	Goudhurst & Kilndown CEP School	Tunbridge Wells	Primary	Voluntary Controlled	30
3032	Hawkhurst CEP School	Tunbridge Wells	Primary	Voluntary Controlled	30
3034	Lamberhurst St. Mary's CEP School	Tunbridge Wells	Primary	Voluntary Controlled	30
3049	St. James' CEJ School	Tunbridge Wells	Junior	Voluntary Controlled	90
3050	St. John's CEP School	Tunbridge Wells	Primary	Voluntary Controlled	90
3052	St. Mark's CEP School	Tunbridge Wells	Primary	Voluntary Controlled	60
3053	St. Peter's CEP School	Tunbridge Wells	Primary	Voluntary Controlled	20
3198	Frittenden CEP School	Tunbridge Wells	Primary	Voluntary Controlled	15
3294	St. Matthew's High Brooms CEP School	Tunbridge Wells	Primary	Voluntary Controlled	60
3297	Southborough CEP School	Tunbridge Wells	Primary	Voluntary Controlled	90

*** Please note at time of going to consultation these schools are awaiting an academy order

Appendix C (3)

Determined Statutory Consultation Area

Kent County Council is required to define “relevant areas” within which the admissions authorities of all maintained schools must conduct their annual statutory consultation. The relevant statutory consultation areas are those included within a 3 mile radius of the primary school concerned. However because the consultation is distributed across all Kent Admissions Authorities via the Kent County Council Website, admissions authorities and parents outside of the relevant areas are also able to view arrangements. If respondents are located outside of the 3 mile radius of the Primary school in question Kent County Council may chose not to have regard to the comments.